

Figure similar

Model	
product brand name	SENTRON
product designation	RCBO
design of the product	Instantaneous
General technical data	
number of poles	2
number of poles with protection	1
design of pole	1P+N
tripping characteristic class	C
mechanical service life (operating cycles) typical	10 000
overvoltage category	III
degree of pollution	2
Voltage	
type of voltage of the operating voltage	AC
insulation voltage (U _i) rated value	253 V
surge voltage resistance rated value	4 000 V
surge current resistance at (8/20) μs	1 kA
tripping fault current rated value	30 mA
operational current	
• at 30 °C rated value	6 A
• at 40 °C rated value	5.64 A
• at 45 °C rated value	5.46 A
• at 50 °C rated value	5.28 A
• at 55 °C rated value	5.04 A
• at 60 °C rated value	4.86 A
• at 65 °C rated value	4.62 A
• at 70 °C rated value	4.44 A
• at AC rated value	6 A
residual current type	A
Supply voltage	
supply voltage	
• at AC rated value	230 V
• for testing equipment minimum	195 V
operating frequency	50 Hz
supply voltage frequency rated value	50 Hz
Protection class	

protection class IP	IP20, if the distribution board is installed, with connected conductors
Breaking Capacity	
short-circuit current breaking capacity (I _{cn}) according to EN 61009-1 rated value	6 kA
switching capacity current <ul style="list-style-type: none"> • according to EN 60898 rated value • according to IEC 60947-2 rated value 	6 kA 10 kA
rated residual switching capacity (I _{Δm}) according to IEC 61009-1	4.5 kA
energy limitation class	3
Dissipation	
power loss [W] <ul style="list-style-type: none"> • maximum 	1.2 W
Product details	
product feature <ul style="list-style-type: none"> • halogen-free • silicon-free 	Yes Yes
Connections	
connectable conductor cross-section solid <ul style="list-style-type: none"> • minimum • maximum 	0.75 mm ² 16 mm ²
connectable conductor cross-section stranded <ul style="list-style-type: none"> • minimum • maximum 	0.75 mm ² 16 mm ²
connectable conductor cross-section finely stranded with core end processing <ul style="list-style-type: none"> • minimum • maximum 	0.75 mm ² 10 mm ²
tightening torque with screw-type terminals <ul style="list-style-type: none"> • minimum • maximum 	1.2 N·m 2 N·m
position of power supply cord	Either top or bottom
Mechanical Design	
height	90 mm
width	18 mm
depth	77 mm
installation depth	70 mm
number of modular width units	1
mounting position	any
net weight	117 g
weight with packaging	133 g
Environmental conditions	
influence of the surrounding temperature	Max. 95% humidity
ambient temperature during operation <ul style="list-style-type: none"> • minimum • maximum 	-25 °C 45 °C
ambient temperature during storage <ul style="list-style-type: none"> • minimum • maximum 	-40 °C 75 °C
number of test cycles for environmental testing according to IEC 60068-2-30	28
Environmental footprint	
Siemens Eco Profile (SEP)	Siemens EcoTech
Approvals Certificates	
General Product Approval	



[Confirmation](#)



General Product Approval	Test Certificates	other
--------------------------	-------------------	-------



[Miscellaneous](#)

[Special Test Certificate](#)

[Miscellaneous](#)

[Confirmation](#)

[Miscellaneous](#)

Dangerous Good	Environment
----------------	-------------

[Transport Information](#)



[Environmental Confirmations](#)

Further information

Information on the packaging

<https://support.industry.siemens.com/cs/ww/en/view/109813875>

Information- and Downloadcenter (Catalogs, Brochures,...)

<http://www.siemens.com/lowvoltage/catalogs>

Industry Mall (Online ordering system)

<https://mall.industry.siemens.com/mall/en/en/Catalog/product?mlfb=5SV1316-7KK06>

Service&Support (Manuals, Certificates, Characteristics, FAQs,...)

<https://support.industry.siemens.com/cs/ww/en/ps/5SV1316-7KK06>

Image database (product images, 2D dimension drawings, 3D models, device circuit diagrams, ...)

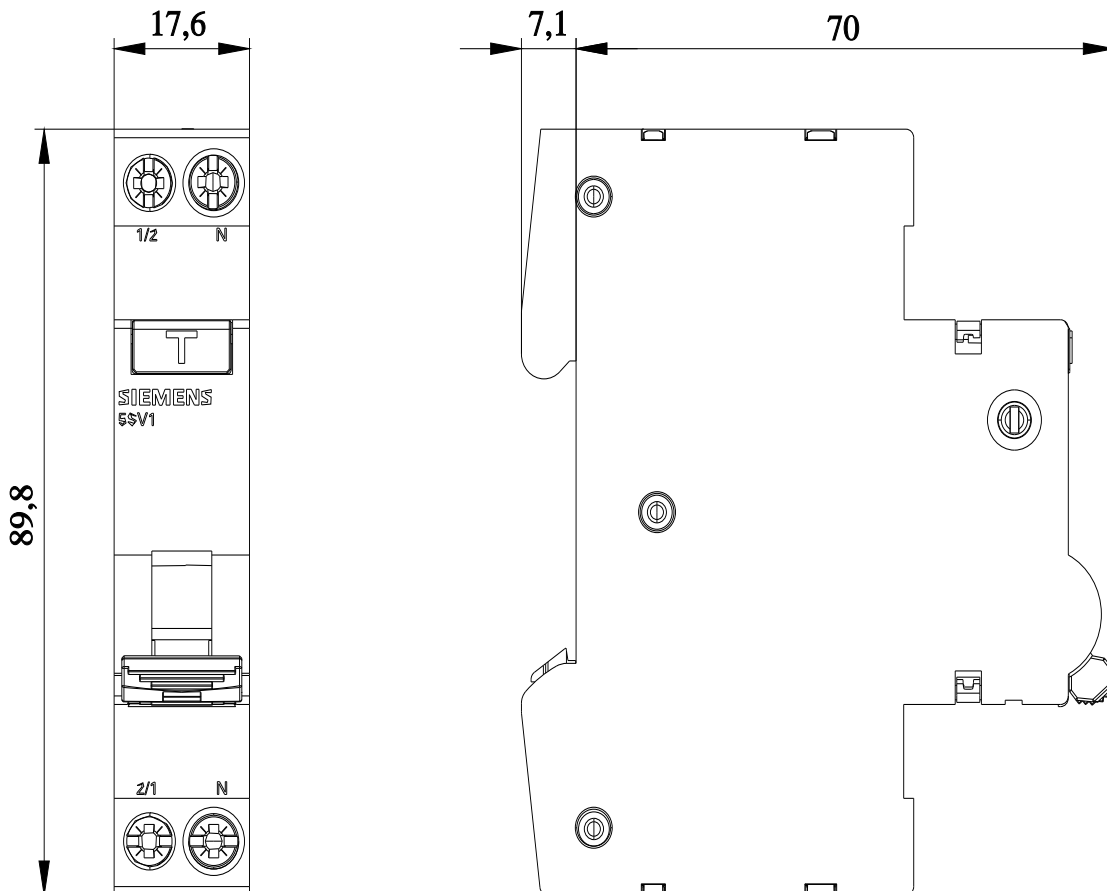
http://www.automation.siemens.com/bilddb/cax_en.aspx?mlfb=5SV1316-7KK06

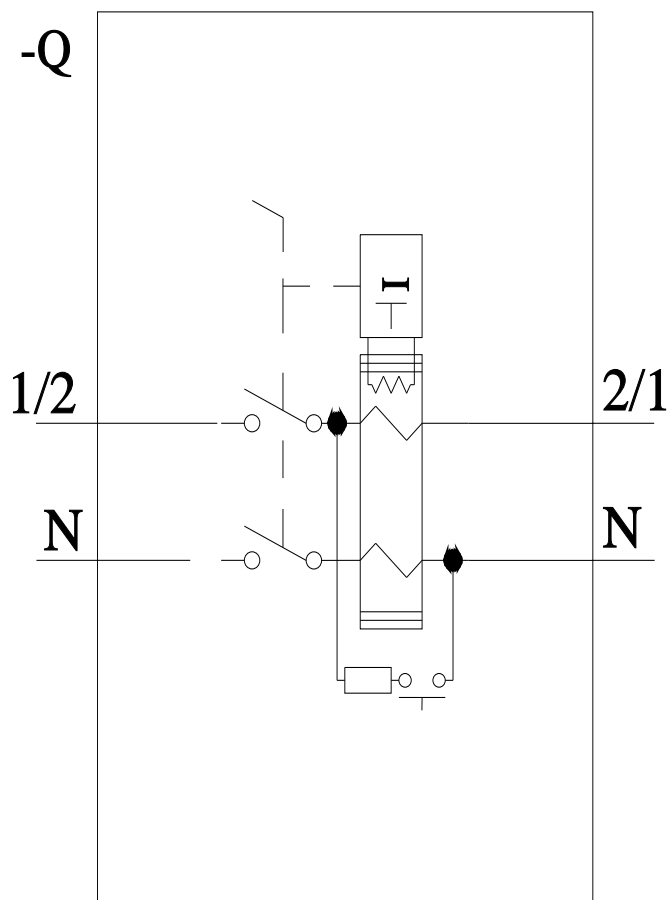
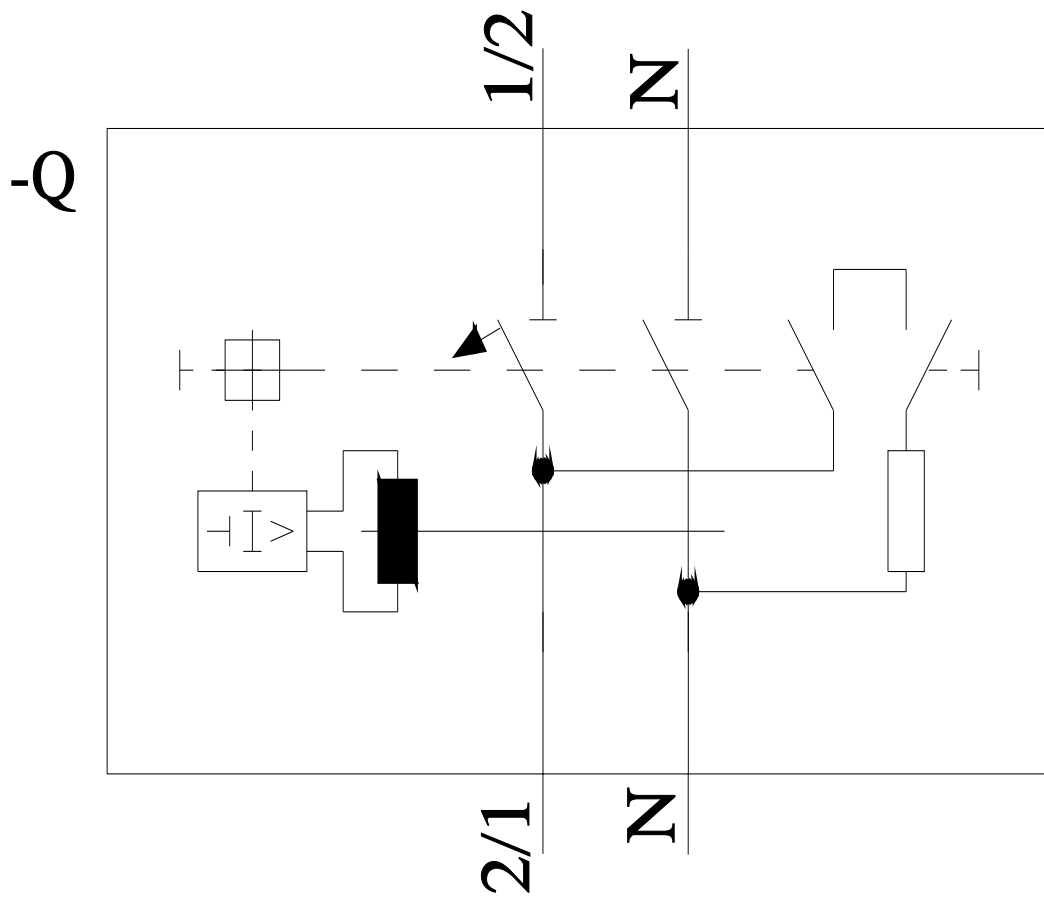
CAX-Online-Generator

<http://www.siemens.com/cax>

Tender specifications

<http://www.siemens.com/specifications>





last modified:

3/12/2024 

